


# ANSCO FILM NOTCHING IDENTIFICATION CODE

---


AnSCO professional sheet films have the following notches to permit easy identification in the darkroom. The emulsion side of the film is toward you when the notches are in top edge of the upper right-hand corner (or in the bottom edge of the lower left-hand corner).

The complete notching system illustrated below applies only to the  $3\frac{1}{4} \times 4\frac{1}{4}$  and larger sizes of AnSCO films. All sizes of AnSCO sheet films smaller than  $3\frac{1}{4} \times 4\frac{1}{4}$  are marked with a single, shallow notch in the usual position (outlined in the paragraph above.) This small notch is used only for identification of the emulsion side and obviously cannot be used for indication of the emulsion type.


## ANSCO FILM NOTCHING CODE



COMMERCIAL ORTHOCHROMATIC



TRIPLE S PAN




COMMERCIAL




TRIPLE S ORTHO



ISOPAN



PROCESS




SUPERPAN PORTRAIT



SUPERPAN PRESS



ANSCO COLOR DAYLIGHT



ANSCO COLOR TUNGSTEN